



Location: ACL1 - City Hall

Report on 24-hour TSP monitoring

Action Level ($\mu\text{g}/\text{m}^3$) - 163

Limit Level ($\mu\text{g}/\text{m}^3$) - 260

Date	Sampling Time	Weather Condition	Filter paper no.	Filter Weight, g		Elapse Time, hr		Sampling Time, hr	Flow Rate, m^3/min			Total Volume, m^3	TSP Level, $\mu\text{g}/\text{m}^3$
				Initial	Final	Initial	Final		Initial, Q_{si}	Final, Q_{sf}	Average		
05-Oct-18	8:00	Fine	27604	2.6554	2.7341	4469.36	4493.36	24.00	0.88	0.88	0.88	1267	62.1
11-Oct-18	8:00	Cloudy	27109	2.6865	2.7091	4496.36	4520.36	24.00	0.78	0.78	0.78	1119	20.2
16-Oct-18	8:00	Cloudy	27222	2.6655	2.7320	4523.36	4547.36	24.00	0.77	0.77	0.77	1114	59.7
22-Oct-18	8:00	Cloudy	27800	2.6737	2.7766	4550.36	4574.36	24.00	0.77	0.77	0.77	1114	92.4
27-Oct-18	8:00	Fine	27914	2.6969	2.8005	4577.36	4601.36	24.00	0.77	0.77	0.77	1114	93.0

Report on 1-hour TSP monitoring

Action Level ($\mu\text{g}/\text{m}^3$) - 460

Limit Level ($\mu\text{g}/\text{m}^3$) - 500

Date	Sampling Time	Weather Condition	Filter paper no.	Filter Weight, g		Elapse Time, hr		Sampling Time, hr	Flow Rate, m^3/min			Total Volume, m^3	TSP Level, $\mu\text{g}/\text{m}^3$
				Initial	Final	Initial	Final		Initial, Q_{si}	Final, Q_{sf}	Average		
06-Oct-18	8:40	Fine	27118	2.6871	2.6897	4493.36	4494.36	1.00	0.77	0.77	0.77	46	56.4
06-Oct-18	9:43	Fine	27115	2.6674	2.6709	4494.36	4495.36	1.00	0.77	0.77	0.77	46	75.9
06-Oct-18	10:45	Fine	27112	2.6883	2.6913	4495.36	4496.36	1.00	0.77	0.77	0.77	46	65.0
12-Oct-18	10:21	Cloudy	27621	2.6869	2.6900	4520.36	4521.36	1.00	0.78	0.78	0.78	47	66.5
12-Oct-18	13:00	Cloudy	27618	2.6691	2.6710	4521.36	4522.36	1.00	0.78	0.78	0.78	47	40.8
12-Oct-18	14:06	Cloudy	27615	2.6693	2.6766	4522.36	4523.36	1.00	0.78	0.78	0.78	47	156.6
18-Oct-18	9:24	Cloudy	27825	2.6839	2.6850	4547.36	4548.36	1.00	0.78	0.78	0.78	47	23.6
18-Oct-18	10:29	Cloudy	27822	2.6739	2.6750	4548.36	4549.36	1.00	0.78	0.78	0.78	47	23.6
18-Oct-18	13:00	Cloudy	27819	2.6755	2.6777	4549.36	4550.36	1.00	0.78	0.78	0.78	47	47.2
23-Oct-18	8:15	Cloudy	27921	2.7018	2.7043	4574.36	4575.36	1.00	0.77	0.77	0.77	46	53.8
23-Oct-18	10:05	Cloudy	27904	2.6845	2.6878	4575.36	4576.36	1.00	0.77	0.77	0.77	46	71.1
23-Oct-18	13:50	Cloudy	27913	2.6649	2.6679	4576.36	4577.36	1.00	0.77	0.77	0.77	46	64.6
29-Oct-18	9:28	Fine	27797	2.6834	2.6878	4601.36	4602.36	1.00	0.80	0.80	0.80	48	91.5
29-Oct-18	10:36	Fine	27794	2.6647	2.6683	4602.36	4603.36	1.00	0.77	0.77	0.77	46	77.6
29-Oct-18	13:00	Fine	27791	2.6758	2.6822	4603.36	4604.36	1.00	0.80	0.80	0.80	48	133.2



Location: ACL2a - Contractor HK/2012/08 Site office

Report on 24-hour TSP monitoring
Action Level ($\mu\text{g}/\text{m}^3$) - 187.3
Limit Level ($\mu\text{g}/\text{m}^3$) - 260

Date	Sampling Time	Weather Condition	Filter paper no.	Filter Weight, g		Elapse Time, hr		Sampling Time, hr	Flow Rate, m^3/min			Total Volume, m^3	TSP Level, $\mu\text{g}/\text{m}^3$
				Initial	Final	Initial	Final		Initial, Q_{si}	Final, Q_{sf}	Average		
05-Oct-18	8:00	Fine	27610	2.6548	2.7818	9669.91	9693.91	24.00	1.08	1.08	1.08	1558	81.5
11-Oct-18	8:00	Cloudy	27696	2.6947	2.7532	9696.91	9720.91	24.00	1.09	1.09	1.09	1568	37.3
16-Oct-18	8:00	Cloudy	27702	2.6904	2.7474	9723.91	9747.91	24.00	1.09	1.09	1.09	1564	36.4
23-Oct-18	14:30	Cloudy	27919	2.6757	2.7335	9753.91	9777.91	24.00	1.09	1.09	1.09	1564	36.9
27-Oct-18	8:00	Fine	28001	2.6882	2.7830	9777.91	9801.91	24.00	1.09	1.09	1.09	1564	60.6

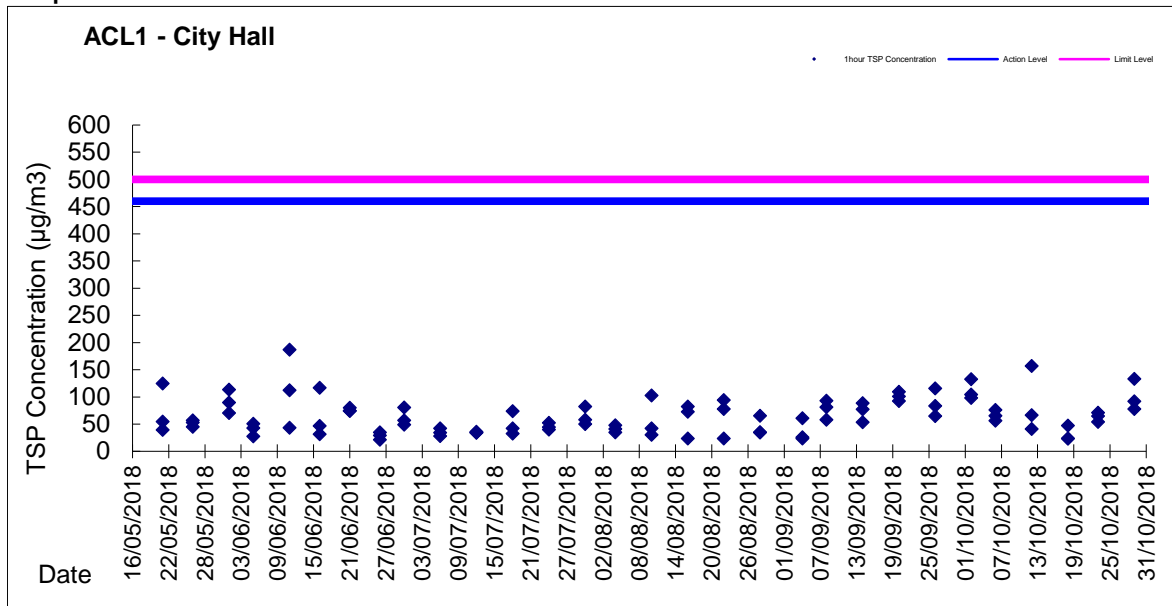
Remarks: Due to interruption of electricity, the 24hr TSP was rescheduled from 22 October 2018 to 23 October 2018.

Report on 1-hour TSP monitoring
Action Level ($\mu\text{g}/\text{m}^3$) - 300.1
Limit Level ($\mu\text{g}/\text{m}^3$) - 500

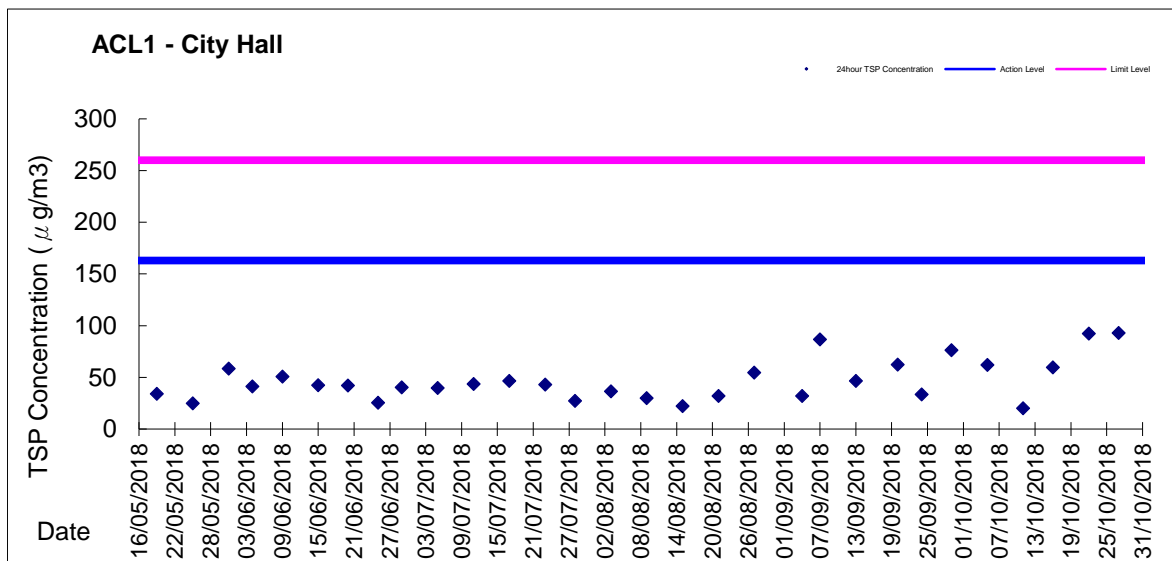
Date	Sampling Time	Weather Condition	Filter paper no.	Filter Weight, g		Elapse Time, hr		Sampling Time, hr	Flow Rate, m^3/min			Total Volume, m^3	TSP Level, $\mu\text{g}/\text{m}^3$
				Initial	Final	Initial	Final		Initial, Q_{si}	Final, Q_{sf}	Average		
06-Oct-18	8:46	Fine	27226	2.6528	2.6590	9693.91	9694.91	1.00	1.08	1.08	1.08	65	95.5
06-Oct-18	9:50	Fine	27224	2.6517	2.6572	9694.91	9695.91	1.00	1.08	1.08	1.08	65	84.7
06-Oct-18	15:00	Fine	27628	2.6769	2.6847	9695.91	9696.91	1.00	1.08	1.08	1.08	65	120.1
12-Oct-18	8:10	Cloudy	27712	2.6852	2.6875	9720.91	9721.91	1.00	1.09	1.09	1.09	65	35.2
12-Oct-18	9:35	Cloudy	27723	2.6632	2.6663	9721.91	9722.91	1.00	1.09	1.09	1.09	65	47.5
12-Oct-18	13:00	Cloudy	27747	2.6816	2.6839	9722.91	9723.91	1.00	1.09	1.09	1.09	65	35.2
18-Oct-18	14:05	Cloudy	27831	2.6999	2.7011	9747.91	9748.91	1.00	1.09	1.09	1.09	65	18.4
18-Oct-18	15:27	Cloudy	27777	2.6666	2.6680	9748.91	9749.91	1.00	1.09	1.09	1.09	65	21.4
18-Oct-18	16:50	Cloudy	27780	2.6818	2.6846	9749.91	9750.91	1.00	1.09	1.09	1.09	65	42.9
23-Oct-18	8:06	Cloudy	27781	2.6768	2.6820	9750.91	9751.91	1.00	1.09	1.09	1.09	65	79.8
23-Oct-18	9:50	Cloudy	27893	2.7282	2.7311	9751.91	9752.91	1.00	1.09	1.09	1.09	65	44.5
23-Oct-18	13:00	Cloudy	27907	2.6863	2.6884	9752.91	9753.91	1.00	1.09	1.09	1.09	65	32.2
29-Oct-18	13:00	Fine	27790	2.6775	2.6811	9801.91	9802.91	1.00	1.09	1.09	1.09	65	55.3
29-Oct-18	14:15	Fine	27964	2.6815	2.6835	9802.91	9803.91	1.00	1.09	1.09	1.09	65	30.7
29-Oct-18	15:00	Fine	27966	2.6859	2.6936	9803.91	9804.91	1.00	1.09	1.09	1.09	65	118.2



Graphic Presentation of 1 hour TSP Result

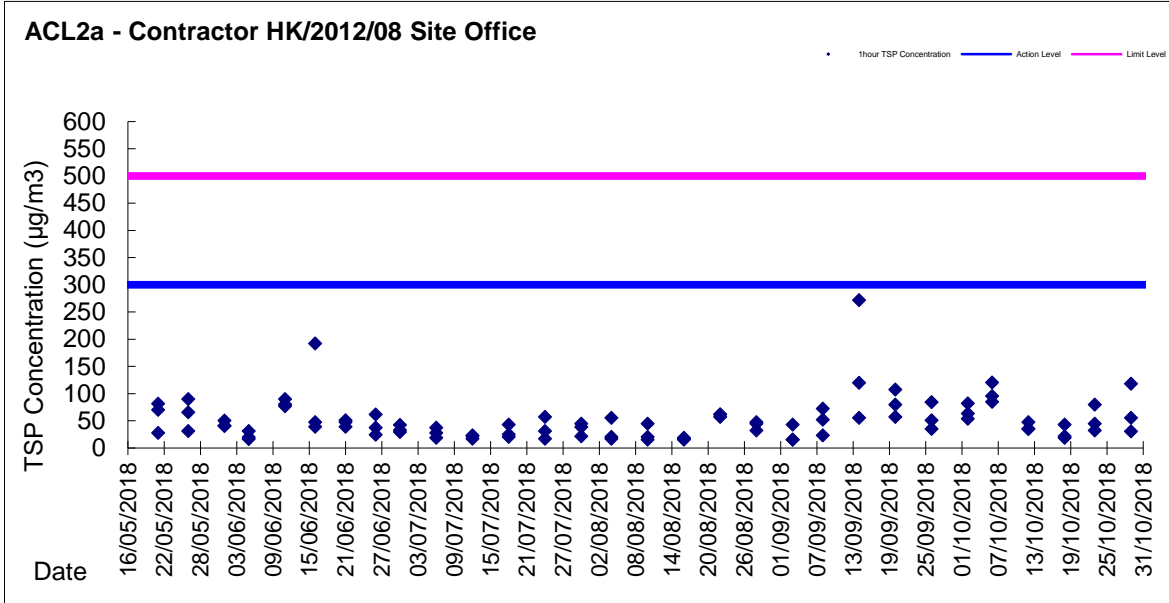


Graphic Presentation of 24 hour TSP Result





Graphic Presentation of 1 hour TSP Result



Graphic Presentation of 24 hour TSP Result

